

# Economic Vitality





## October 15, 2009

### DASHBOARD




#### 1. Employment

Measure	Target	Actual	Status	Agency	Notes
1.1 - Total Employment (non-farm)		2,847,000		ESD	Employment peaked from Feb to Aug 2008 at 2.97 million, but it has declined by about 4.3% of total employment since then. The state gained about 11,800 jobs in July, but then it lost about 8,000 in August.

#### 2. Open for Business


Measure	Target	Actual	Status	Agency	Notes
2.1 - Export Sales by Business Clients of Commerce & WSDA	\$85 million	\$99.8 million		Commerce, WSDA	Overall, assisted export sales for Commerce and WSDA clients were above target for FY09. WSDA-assisted sales were well above target at \$62.7m. Despite a very strong fourth quarter, Commerce-assisted sales were 7% below target for the year at \$37.1m.
2.2 - Businesses Recruited, Retained, or Expanded	80	91		Commerce	Last quarter, 91 companies were recruited, retained or expanded through the efforts of CTED and local economic development organizations. This brings the total for FY09 to 366. The local development contractors met their FY09 goals in all 37 counties.
2.3 - E-filed Tax Returns & Insurance Premiums Index	-	-		DOR, ESD, L&I	The percentage of electronic filings for tax returns (54%), unemployment insurance (78%), and workers' compensation premiums (35%) each achieved or exceeded their target.
2.4 - Debt Collected by State Agencies		\$676 million		DOR, ESD, L&I	In FY09, DOR collected \$533m, which is \$62m above target. ESD collected \$22m. L&I collected \$121m, which is below the aggressive target set for FY09, but fourth quarter collection was the highest in almost two years.
2.5 - Growth in Workers' Compensation Medical Costs	6%	8.3%		L&I	As the data matured, the annual growth for the second quarter of FY09 has dropped to 8.3%. L&I is implementing more aggressive cost containment measures and expects the rate of growth to drop back under 6% next year.

#### 3. Foundation for Success

Measure	Target	Actual	Status	Agency	Notes
3.1 - Infrastructure Projects Completed On Time	49%	45%		Commerce	Three of the six infrastructure programs included in the summary met their on time completion targets in the fourth quarter of FY09.
3.2 - Speed of Environmental Permitting Decisions Index	-	-		ECY, WDFW	Index includes three different permit types. 401 Water Quality Certification and Construction Stormwater permits achieved their processing speed targets in the last quarter of FY09. 93% of Hydraulic Project Approval decisions were processed on time.
3.4 - New Water Availability in E.WA	3600 acre feet	4767 acre feet		ECY	4,767 acre feet of water was acquired in FY09. The additional water from several new projects begun under the Columbia River Management Act will begin to show up in the next quarter.

Continued on next page...

## 4. Workforce Skills

Measure	Target	Actual	Status	Agency	Notes
4.1 - High-Demand Degrees and Certificates		15,474		HECB, SBCTC, WTECB	15,474 high demand degrees and certificates were awarded in the 2007-08 academic year. This is the highest level in the last seven years, and the third year in a row to improve. It includes a new degree category based on updated employer demand data.
4.2 - Two-Year College Student Achievement	326,970	308,800		SBCTC, HECB	CTC Students earned 308,800 'achievement points' toward education milestones during 2007-08. Target is for the 2008-09 academic year.
4.3 - Workforce Training & Education Completion Rate		67%		WTECB, SBCTC, HECB	Projected completion rate for worker training programs at community & technical colleges and private career schools is projected to be 67% for the 2007-08 academic year. Completion rate has consistently been 62-69% for the last eight years.