


Transportation




April 15, 2009

DASHBOARD



1. Safety

Measure	Target	Actual	Status	Agency	Notes
1.1 - Fatalities on state routes and interstates	0	233*		WTSC	Current trend is a decrease of 3.8 traffic fatalities per year; *2008 data is preliminary and thus subject to change as further information becomes available. Target: zero by 2030 on all roads.
1.2 - Serious injuries on state routes and interstates		997*		WSDOT, WSP, WTSC, DOL	All serious injuries on state highways and interstates have declined by 13% from 2002 to 2007. *Collision data for 2008, approximately 91% complete, show a total of 997 serious injuries on state routes and interstates.

2. Preservation

Measure	Target	Actual	Status	Agency	Notes
2.1 - Percent of state highway pavement in fair or better condition	90%	93%		WSDOT	Data is for 2007. WSDOT maintains over 18,000 lane miles of state highway pavements, 100% of which is inspected annually.
2.2 - Percent of state bridges in fair or better condition	97%	97%		WSDOT	Data is for 2007. WSDOT manages over 3,140 vehicular bridge structures, which at a minimum, are inspected every two years.
2.3 - Percent of targets met for state highway maintenance levels		50%		WSDOT	During 2008, 16 of the 32 Maintenance Accountability Process (MAP) activity targets were achieved. This continues to decline over the past few years, as inventories and the cost of doing business increase, while funding levels remain steady.

3. Mobility

Measure	Target	Actual	Status	Agency	Notes
3.1 - Percent reduction in travel times before and after mobility improvements				WSDOT	In response to a Governor's request, WSDOT is collecting comprehensive data on travel time results, though this information is not yet available on a statewide basis. A sample of 21 projects studied to date shows a 10% reduction in travel time.
3.2 - Average time to clear incidents longer than 90 minutes on key highway segments	155 min.	156 min.		WSP	Even with a slight increase to 156 minutes in the 4th quarter of 2008, the average duration of over-90-minute incidents quarter to quarter since Quarter 3, 2005 has been decreasing at an average rate of 2 minutes per quarter.
3.3 - Number of commute trips taken while driving alone	42000 trips	26037 trips		WSDOT	Data as of Sept. 2007. Measure includes two state trip reduction programs focused on reducing drive alone trips: the Commute Trip Reduction and the Growth and Transportation Efficiency Center programs. Establish GTEC target by 2009.

Continued on next page...

4. Environment

Measure	Target	Actual	Status	Agency	Notes
4.1 - Cumulative number of WSDOT fish passage barrier improvements constructed		225		WSDOT	Data includes all barriers removed 1991-2008. 225 completed projects have created a potential 754 miles of fish habitat.

5. Stewardship

Measure	Target	Actual	Status	Agency	Notes
5.1 - Percent of capital projects completed on-time and within budget	90%	79%	⚠	WSDOT	WSDOT has successfully delivered 185 Nickel and TPA projects as of Dec. 31, 2008, and is on target with the \$1.93 billion Legislative budget. By Mar. 30, 2009, nearly 70% of the projects funded by Nickel and TPA will be under construction or completed.