





Vulnerable Children & Adults




October 15, 2009

DASHBOARD



1. Child Safety

Measure	Target	Actual	Status	Agency	Notes
1.1.b - Social Workers with 18 or Fewer Cases	95%	64.5%		DSHS	Current data reports have not been validated for accuracy and are not yet reliable. Caseload data is hand-calculated, pending development of the FamLink data warehouse. Data is from FamLink for July 2009.
1.2 - Initial Response	95%	75%		DSHS	Current data reports have not been validated for accuracy and are not yet reliable. Data is from FamLink for July 2009.
1.3 - Repeat Maltreatment	Less Than 12.9% Within 6 Months	6.8%		DSHS	September 2009 FamLink data show the percent of children experiencing repeat abuse or neglect continues to fall since the 24/72 hour response policy took effect in Jan 2005. The six-month rate fell from 12.9% to 6.8%; 12-month rate from 15.9% to 9.3%.
1.4 - Monthly Visits	95%	60.1%		DSHS	Current data reports have not been validated for accuracy and are not yet reliable. Data is from FamLink for July 2009.

2. Child Care Licensing




Measure	Target	Actual	Status	Agency	Notes
2.1 - Timely Monitoring Visits in Licensed Facilities	85%	44%		DEL	Current data reports have not been validated for accuracy and are not yet reliable. Data is from FamLink for the 4th Quarter of FY09.
2.2 - Timely Licensing Complaint Inspections	45 Days	31		DEL	Current data reports have not been validated for accuracy and are not yet reliable. However, the data is showing an improvement in timeliness. Data is from FamLink for the 4th Quarter of FY09.
2.3 - Timely Licensing Complaint/Abuse Investigations	45 Days	78.5		DEL, DSHS	Current data reports have not been validated for accuracy and are not yet reliable. However, the data is showing the improvement made last quarter has been sustained. Data is from FamLink for the 4th Quarter of FY09.

3. Mental Health Care


Measure	Target	Actual	Status	Agency	Notes
3.1 - Assaults in State Hospitals	0.6 Per 1,000 Patient Beds	0.6		DSHS	The number of assault claims is trending down at Eastern and Western State Hospitals, while Child Study and Treatment Center is showing more variation. Dashboard data is for the 3rd Quarter of FY09.
3.2 - CLIP Waiting List (waiting more than 30 days)	Fewer Than 16 Children	8		DSHS	Number of children waiting for a bed and wait times show significant improvement this quarter. On average, younger 6-12 year old children waited 13 days and 13-17 year olds waited 27 days for a CLIP bed. Dashboard data is for the 4th Quarter of FY09.

Continued on next page...

4. Aging & Disability Services

Measure	Target	Actual	Status	Agency	Notes
4.1 - Timely Adult Protective Services Investigations	Not Reported	12%		DSHS	This measure counts the percent of investigations open more than 30 days. Dashboard data is for the 1st Quarter 2009.
4.3 - Long-Term Care Clients Served in the Community	78.9%	79.5%		DSHS	The department's goal is to serve 80% of long-term care clients in community settings by FY13. Dashboard data is for FY09.
4.2 - Timely Licensing Re-Inspections	100%	99.8%		DSHS	Dashboard data is for the 2nd Quarter of 2009.

5. Veterans Services

Measure	Target	Actual	Status	Agency	Notes
5.1 - Nursing Home Quality Rating	3	3.3		DVA	Data is from a federal government rating system for all nursing homes providing Medicaid and Medicare services. Dashboard data is for September 2009.